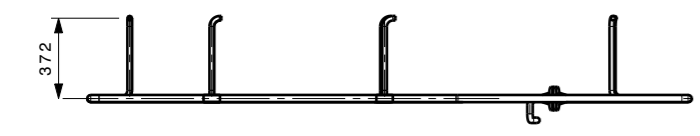
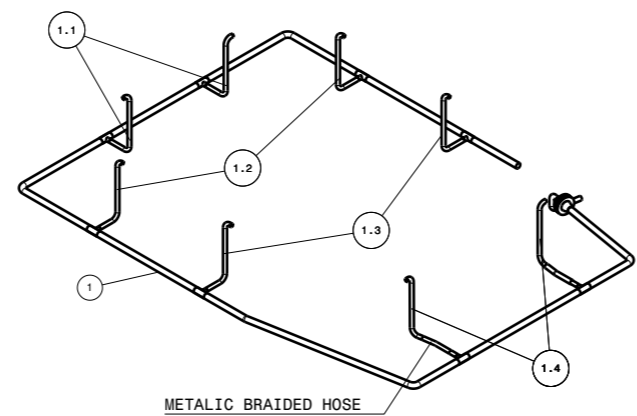


Top view

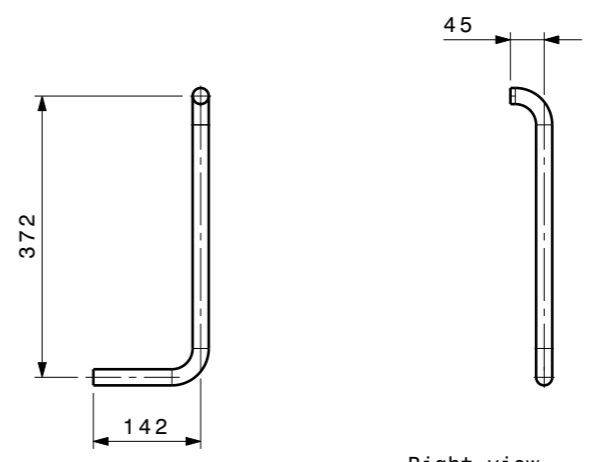


Front view

**1: HELIUM RETURN HEADER**  
NB 1" SCH. 10S (MATERIAL: SS304L)



Isometric view

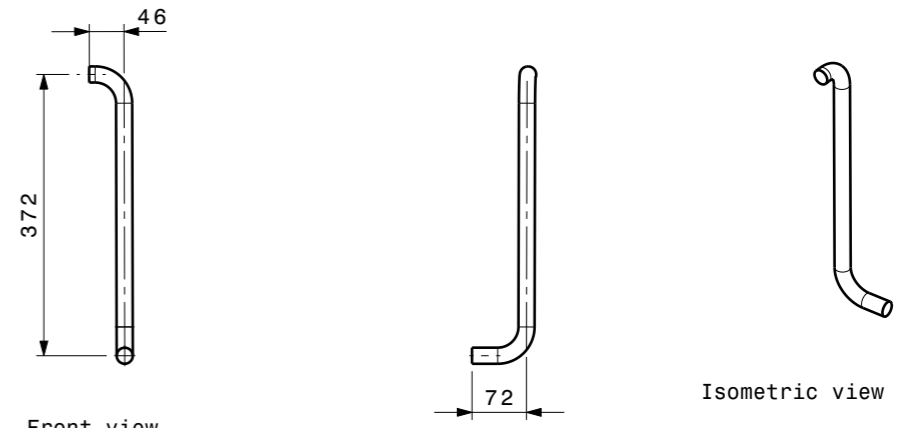


Front view

Right view

Isometric view

**1.1 : HELIUM RETURN BRANCH-1**  
NB 1/2" SCH. 10S (MATERIAL: SS304L)

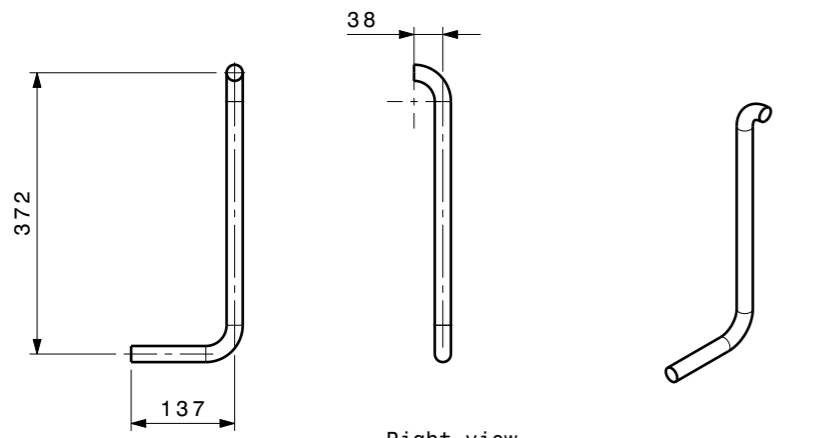


Front view

Right view

Isometric view

**1.4 : HELIUM RETURN BRANCH-4**  
NB 1/2" SCH. 10S (MATERIAL: SS304L)

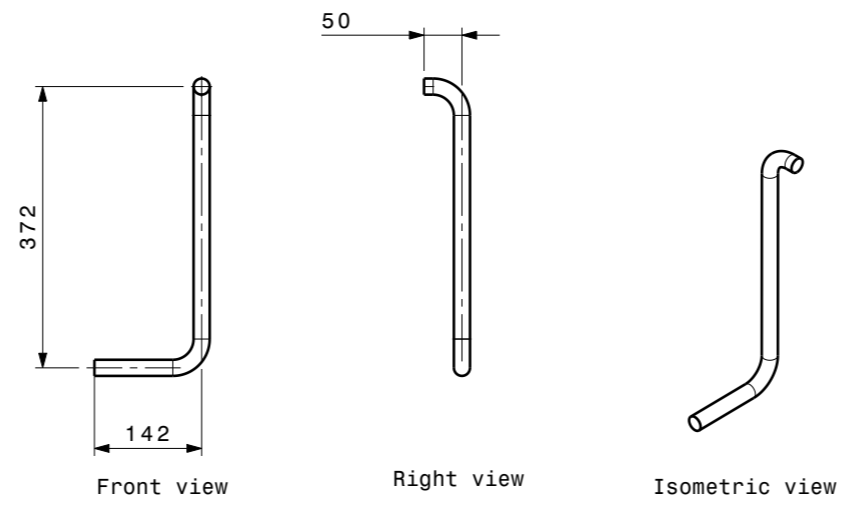


Front view

Right view

Isometric view

**1.2 : HELIUM RETURN BRANCH-2**  
NB 1/2" SCH. 10S (MATERIAL: SS304L)



Front view

Right view

Isometric view

**1.3 : HELIUM RETURN BRANCH-3**  
NB 1/2" SCH. 10S (MATERIAL: SS304L)

NOTE\*  
1. ALL DIMENSIONS ARE IN MM.  
2. METALIC BRAIDED HOSES MAY BE USED AS PER REQUIREMENT IN THE BRANCH LINE.

|  |         |          |               |               |                 |      |             |         |         |             |  |                              |   |        |             |             |              |
|--|---------|----------|---------------|---------------|-----------------|------|-------------|---------|---------|-------------|--|------------------------------|---|--------|-------------|-------------|--------------|
| DRG.NO   | ▽ 8-25  | ▽▽ 1.6-8 | ▽▽▽ 0.025-1.6 | ▽▽▽▽ < 0.025  | REVISION COLUMN |      |             |         |         | NBI GROUP:  | SIZE A3  |                              | INSTITUTE FOR PLASMA RESEARCH<br>BHAT, GANDHINAGAR-382 428. |        |             |             |              |
| CO-ORDINATED BY                                    |         |          |               |               | REV             | ZONE | DESCRIPTION | DATE    | REMARKS | APPROVED BY | ALL DIMENSIONS ARE IN 'mm' UNLESS OTHERWISE STATED |                              | SCALE   | NTS    | DATE        | TITLE       |              |
| MACHINING DEVIATIONS FOR NON-TOLERANCED DIMENSIONS |         |          |               |               |                 |      |             |         |         |             |  | HELIUM RETURN HEADER DETAILS |   |        |             |             |              |
| LENGTH IN mm OF SHORTER SIDE OF ANGLES             |         |          |               | LENGTH OR DIA | UPTO 6          | 6-30 | 30-120      | 120-315 |         |             |  |                              | DRAWN   | A.R.K. |             |             |              |
| UPTO 10  | 10-50   | 50-120   | OVER 120-400  |               | +0.1            | +0.2 | +0.3        | +0.5    |         |             |  |                              | CHECKED   |        |             |             |              |
| +1'  | +0'-30' | +0'-20'  | +0'-10'       |               |                 |      |             |         |         |             | APPROVED   |                              |   |        | REF DRG NO: | REV 00      |              |
|  |         |          |               |               |                 |      |             |         |         |             |  |                              |   |        | DRG.NO      | 2.04.02.034 | SHEET 2 OF 6 |