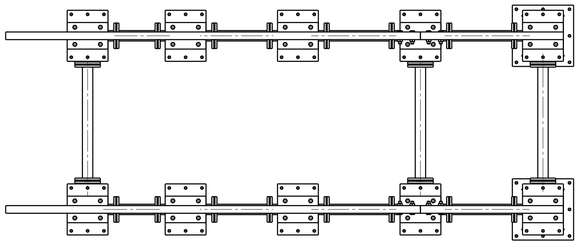

Top view
Scale: 1:30

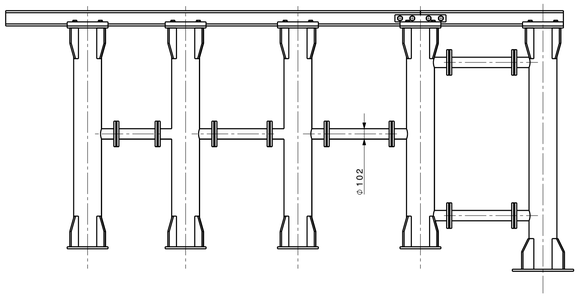

Front view
Scale: 1:30

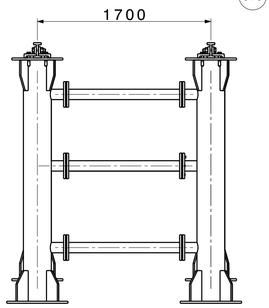

Right view
Scale: 1:30

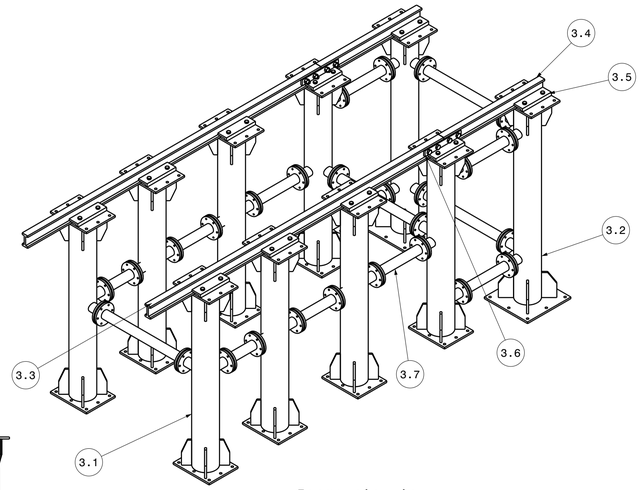

Isometric view
Scale: 1:30

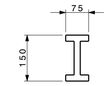

Left view
Scale: 1:10

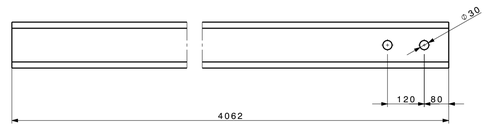

Front view
Scale: 1:10

3.3

Left view
Scale: 1:10

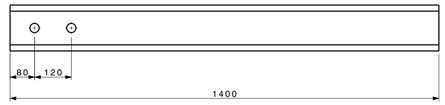

Front view
Scale: 1:10

3.4

Top view
Scale: 1:10

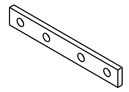

Isometric view
Scale: 1:10

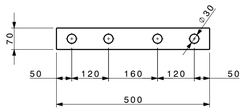

Front view
Scale: 1:10

3.6

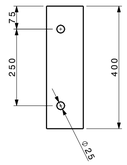

Top view
Scale: 1:10

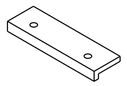

Isometric view
Scale: 1:10

Front view
Scale: 1:10

3.5

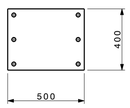

Top view
Scale: 1:20

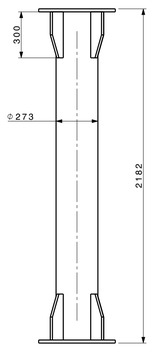

Front view
Scale: 1:20

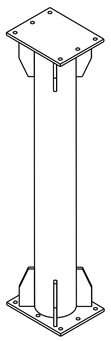

Isometric view
Scale: 1:20

3.1

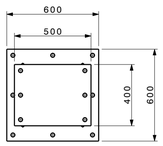

Top view
Scale: 1:20

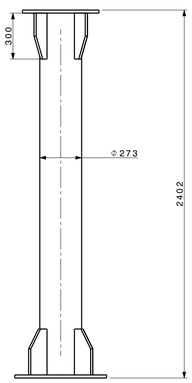

Front view
Scale: 1:20

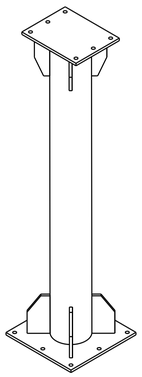

Isometric view
Scale: 1:20

3.2

PART NO.	DESCRIPTION (MIDDLE STRUCTURE)	MATERIAL	QTY.	REMARKS
3.1	COLUMN	SS 304	8	
3.2	TEMPORARY COLUMN	SS 304	2	
3.3	RAIL	SS 304	2	
3.4	TEMPORARY RAIL	SS 304	2	
3.5	CLAMP FOR RAIL SUPPORT	SS 304	20	
3.6	RAIL CONNECTING PLATE	SS 304	4	
3.7	CONNECTING PIPE	SS 304	12	
3.8	BOLT NUT FOR ASSEMBLY	SS 304	AS PER REQ.	

DRG.NO	▽ 8-25	▽▽ 1.6-8	▽▽▽ 0.025-1.6	▽▽▽▽ < 0.025
CO-ORDINATED BY				

MACHINING DEVIATIONS FOR NON-TOLERANCED DIMENSIONS

LENGTH IN mm OF SHORTER SIDE OF ANGLES				LENGTH OR DIA	UPTO 6	6-30	30-120	120-315
UPTO 10	10-50	50-120	OVER 120-400					
±1°	±0°-30'	±0°-20'	±0°-10'		±0.1	±0.2	±0.3	±0.5

REVISION COLUMN					
REV	ZONE	DESCRIPTION	DATE	REMARKS	APPROVED BY

NBI GROUP:		SIZE A3	INSTITUTE FOR PLASMA RESEARCH BHAT, GANDHINAGAR-382 428.
ALL DIMENSIONS ARE IN 'mm' UNLESS OTHERWISE STATED			
SCALE	-	DATE	TITLE MIDDLE STRUCTURE DETAILS
DRAWN	ARK		THIRD ANGLE PROJECTION
DESIGNED	SRB		REF DRG NO: - REV R0
APPROVED	VP		DRG.NO 2.04.02.033 SHEET 03 OF 04